

how to elope in Oregon

your complete guide

Anais Possamai Photography



Anais Possamai Photography

What is an elopement?



Traditionally an elopement has been a spur-of-the-moment decision to get married in secrecy. It can incorporate the two of you or an intimate group of close friends and family. It's an authentic celebration that focuses specifically on the two of you - your priorities, your relationship, your union. Without all the bells and whistles of a full-blown wedding, more couples are choosing to elope and carefully plan ahead. You can plan your elopement wherever you wish and however, you want it to be. But here are my few tips to make sure you don't forget the essentials.

how to plan your elopement in oregon

Anais Possamai Photography

where to start

01

Get inspired

This is the fun part. What's your dream? Why are you eloping? What do you want your elopement to be like? What's important to you and your significant other? Start looking at locations that would represent you best. Do you want to have your ceremony at the beach, in the mountains in the rain forest? What's your vision?

02

Research the logistics

When should we elope? If you're coming from out of town it's time to do some research on the seasons, the weather, and pricing. Remember off season is always cheaper but the weather might not be the best.

03

Start booking

Once you have decided on a location and time of the year you can start booking your flights/transportation and hotels/Airbnb.

start planning

04

Get some help & finalize the details

It's time to start booking your vendors. What's important for you on your day? Eloping doesn't mean you have to pass on all the planning a wedding comes with. Book a florist, a photographer, an officiant, and plan some activities. Are you having guests on your day? Plan a fun dinner somewhere to celebrate! Do you want to go hiking all day in your favorite location? Do you want to plan a fun itinerary and hit a few places you're dreaming about? Let's do it! You can do anything you want!

05

Get a marriage license

- The fee for an Oregon Marriage license is \$50 to \$60 in cash or certified funds only; the amount and form of payment accepted varies by county.
- Oregon has a three-day waiting period before a ceremony can take place after a license has been issued.
- Licenses are valid for 60 days after they are issued. You must get married within 60 day or you will have to reapply and pay the fees associated with the application process

06

It's your day! Let's get you married!

The beauty of eloping is that you can literally do whatever you want on your day, you don't have to respect any traditions! So go have some fun!!!

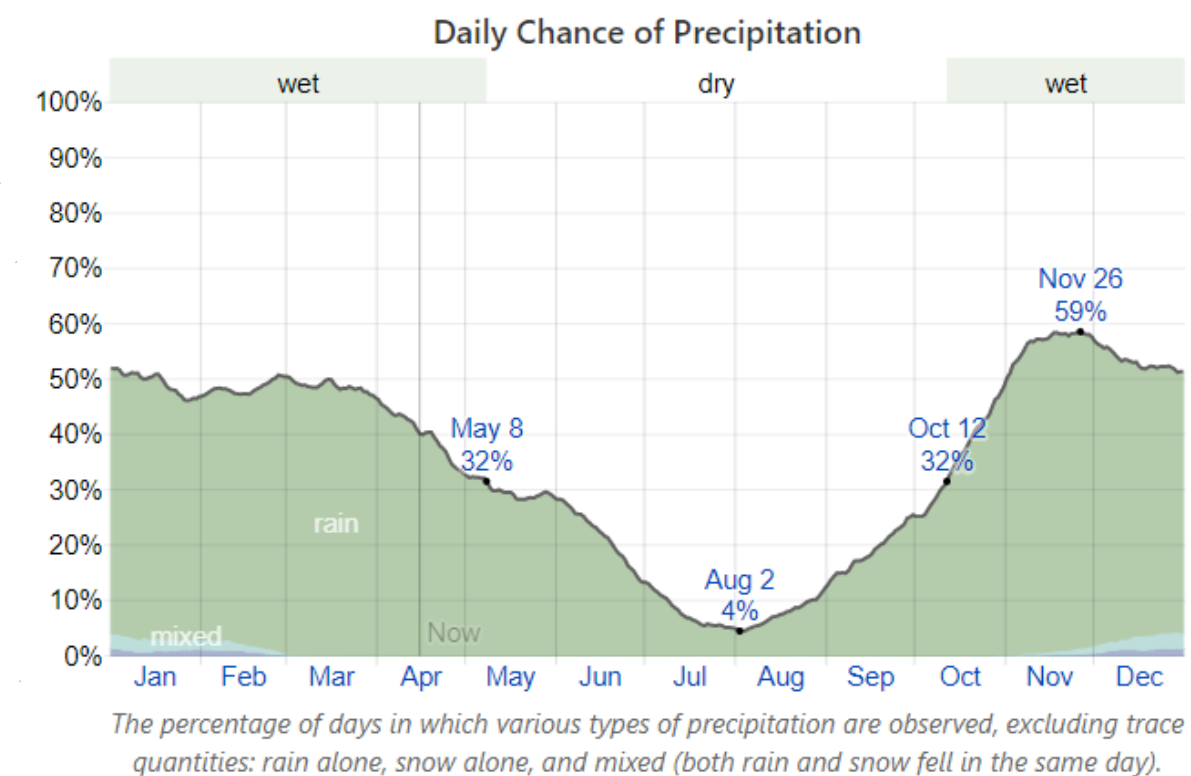
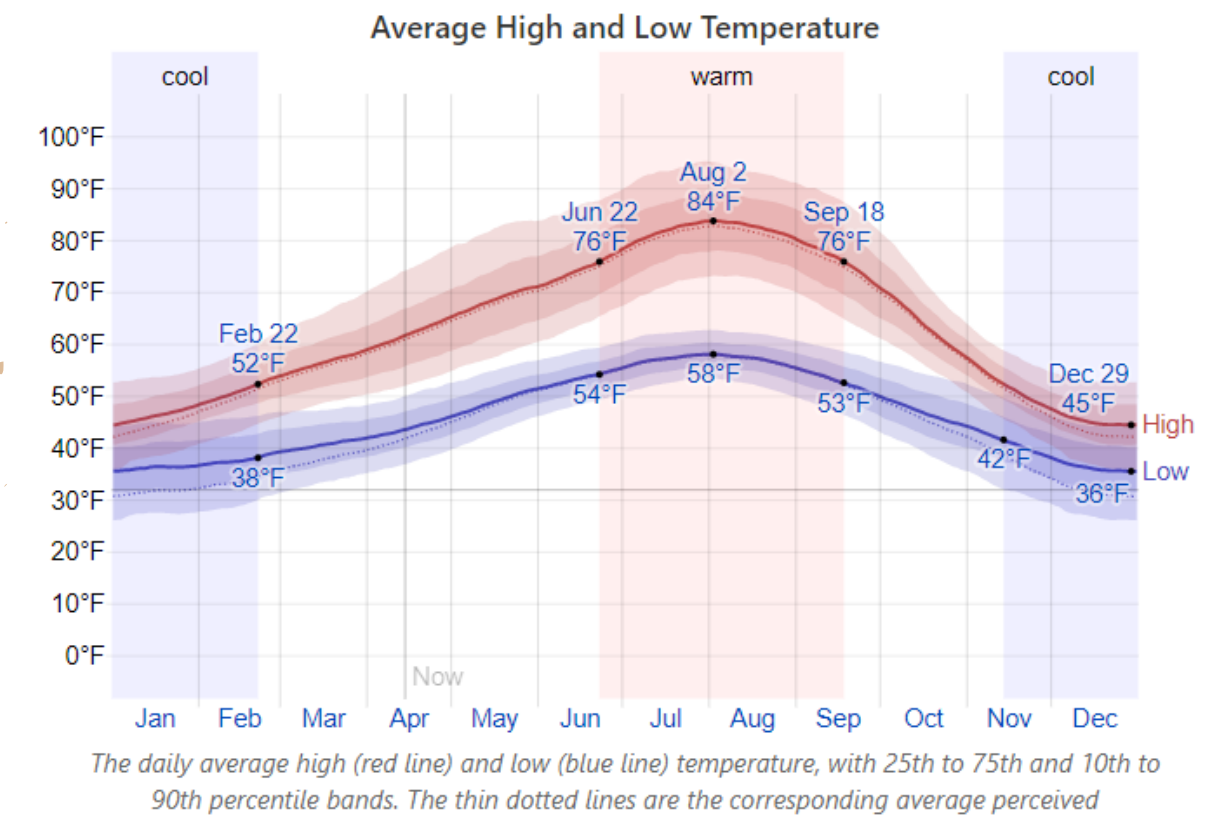
Anais Possamai Photography

logistics

The best time of the year to visit Oregon...

- The most popular time of the year is June through August.
- Spring in Oregon is a great time to plan your elopement just before the tourism season begins.. Keep in mind some areas may not be accessible. For example, snowfall may impact your ability to have a mountain top session.
- The Fall in Oregon is absolutely gorgeous and one of my favorite season! If you plan eloping in the fall make sure to plan before November.

What's the weather like in Oregon all year around?



A few tips

- Bend: The city of Bend is located on the other side of the mountain range in Oregon and only 3hrs away from Portland. The weather is dryer and hotter in the summer and it's the perfect city to stay in if you plan on going hiking in the mountains!
- Maps: DOWNLOAD MAPS.ME NOW!!! If you don't know what maps.me is then I highly recommend you get it ASAP! I've traveled all over the world and this App is literally all the trails!! It's my favorite App for hiking or traveling and the best part? You don't need internet to use it!
- Phone cell service is not covered all around the state. Make sure you have either a GPS with you or other ways to navigate through Oregon.
- Last but not least. If you've never been to the area you're planning on eloping. You can use Google maps and use their street view or All Trails.com to give you a better idea of how it is.

Where to stay ?

- If you're flying in, I highly recommend you checking out Google flights to book your flights at the best rates. You can also put an alarm on your phone for when the prices go down. I'd recommend you book your flights anywhere from 3 months to 1.5 months in advance for best prices.
- Portland: We all know Portland and honestly you should definitely stop by even if you are planning your elopement on the coast or in the mountains! The food scene is absolutely amazing and there'll be tons of Airbnbs for you to stay at and hotels. From Portland you can visit the Columbia River Gorge or head to the coast for a day trip!
- Then you have obviously anywhere on the coast, The Oregon Coast should be a trip on itself and if you're feeling adventurous all the way I recommend you go camping or rent an RV!

NOTE: Respect mother nature and the outdoors. Follow the trails, do not venture off. The trails are clearly marked to prevent erosion and to guide you through their reference trail map. Most importantly, do not leave anything behind. Pick up and dispose of your trash properly.

Where to elope in *Oregon?*





Columbia River Gorge

- LATOURELL FALLS
- MULTNOMAH FALLS
- WAHCLELLA FALLS
- ROWENA CREST VIEWPOINT
- BRIDAL VEIL FALLS


OI



1. Latourel Falls

Latourell Falls is a short drive from Portland and one of the easiest to access. What makes Latourell Falls unique amongst the others is the rock formation. If you love to travel and have wanderlust, you have seen how epic some of the landscapes look in Iceland! This waterfall is often compared to the beauty you can find in Iceland.

2. Multnomah Falls



Multnomah Falls is the most famous waterfall in Oregon. If you don't know, you'll want to go early in the morning to avoid the crowds it attracts as one of the most sought after tourist destinations. To get a better idea of what the area encompasses, I recommend using [alltrails.com](https://www.alltrails.com) to plan your hike.

3. Wahclella Falls

Wahclella Falls is my favorite! It's a short twenty-minute hike from the parking lot. Albeit a short distance, you still have the opportunity to walk through the lush Oregon forest. As you go over the bridge to access the waterfall, you pass through one first as a sneak peek to the fall while walking towards it... [Here some more details on the hike for you. Click here!](#)



4. Bridal Veil Falls

Like Latourel Falls, this scenic viewpoint over the Columbia River Gorge is easy to access directly from the parking lot. There are downward stairs to access Bridal Veil Falls which is only a few miles east of Latourell Falls. While you are there, you can also enjoy other beautiful viewpoints over the Columbia River Gorge and other waterfalls in Washington State.

5. Rowena Crest view point

If you love the scenic view of a mountain range, Rowena Crest Viewpoint sits along the historic River Gorge Highway. It's the furthest location you'll travel to if you're coming from Portland with an approximate 75 mile drive.

how to plan your elopement in oregon

Central Oregon

02

- SMITH ROCK
- PAINTED HILLS
- SPARKS LAKE
- BROKEN TOP
- TODD LAKE





I. Smith Rock

Smith Rock is located 30 minutes north of Bend, Oregon with some of the best views only steps away from the parking lot. It's a red rock canyon located directly in the middle of the plains. As the sun rises and sets on the beautiful landscape, the colors of the rocks begin to change. Being surrounded by its beauty will give you the most amazing feeling as you exchange vows. Here is the little information you need to know when eloping in Smith Rock

If you're fun and adventurous, this location is for you.



- A permit is only required if you have 50+ people or have special needs, such as exclusive use of any one area.
- Those getting married and the people in your party need to purchase and display valid parking permits, don't use drones, smoke, or have any open flame. Generator use and amplified sound are also not permitted.
- The park is open dawn until dusk.

Anais Possamai Photography

2. Painted Hills

The Painted Hills is located 2 hours north of Bend and 4 hours from Portland. It's the furthest location, but not one to miss. If you've heard of the Rainbow Mountains of Peru, The Painted Hills is similar and just as impressive. It's an elopement location that has been compared to Mars. As one of the seven wonders of Oregon, the different colors in the hills bring together a beautiful palette of green, burnt sienna, and red. The beauty of the Painted Hills is breathtaking. One of the best locations when planning an elopement in Oregon!

3. Sparks Lake

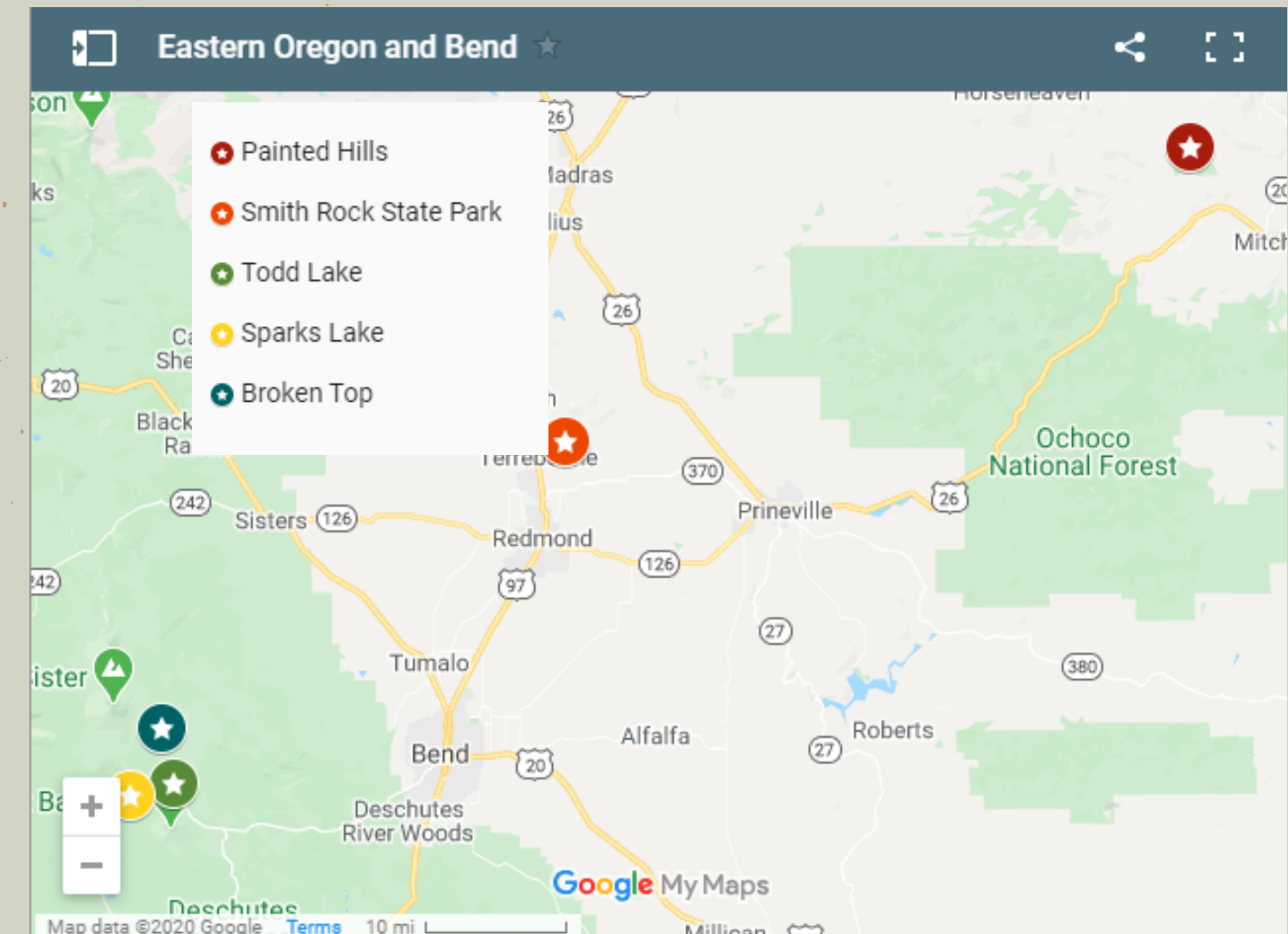
25 miles west of Bend, Sparkes Lake is apart of the Deschutes National Forest where you'll find the famous Three Sisters. The scenic byway of the Cascade Lake will lead you through a series of waterfront views around Mount Bachelor. On a clear day, you'll see the reflection of the volcanic peaks of South Sister that surround Sparks Lake. It is a perfect combination to create a picturesque elopement ceremony.

4. Broken Top and No Name Lake

To access Broken Top, you'll need a car that has a four-wheel drive to access the trail. From there, it will only take a few miles to reach the views from the Broken Top mountain trail. This location is for the adventurous at heart and hiking lovers. From the trail's starting point, it will only be a few miles up to experience the views that BrokenTop and No Name Lake offer. The road is only open during the summer if accessible otherwise you'll have to hike it all.

5. Todd Lake

Todd Lake is a short walk from the parking area and offers views of Broken Top. The best part about Todd Lake is that you don't have to be as adventurous to plan your elopement there. It's very easy to get there from the parking lot and will give you some of the best views! It's the highest of the Cascade Lakes sitting near the base of Broken Top. The views over the mountains and the Lake makes a very peaceful choice for your elopement ceremony. It's also located on the Cascade Lake scenic byway as Sparks Lake.





Mt Hood

- RENT AN AIRBNB
- TRILLIUM LAKE
- TAMANAWAS FALLS

03



I. Rent an A-frame cabin or airbnb in Mount Hood

The Woodlands House is one of the best Airbnb's for rent in the Mount Hood area. It's conveniently located 45 minutes from Portland and 25 minutes from the Hood Mountain Ski Resort. It's surrounded by giant pine trees and a lush green forest. As you enter the driveway, it looks and feels magical. This house boasts all the amenities you'll need neatly decorated in a modern Scandinavian style. It is peaceful and enchanting.

[Check out my favorite Aibnbs, Click here](#)



The woodlands house in Sandy Oregon

Anais Possamai Photography

2. Trillium Lake



If you're looking for incredible views over Mount Hood, look no more. Trillium Lake is one of the best views you can get over Mount Hood and if you get lucky enough and have a clear day you'll be able to see its reflection on the lake! Trillium Lake campground closes for the winter so they do close the road that takes you down to the lake directly. You can park and hike down to the lake easily. Surrounded by pine trees the picturesque view will make your elopement a real dream.

3. Tamanawas Falls



The Tamanawas Falls is an easy 3.5-mile hike. Cold Spring Creek, inside of Tamanawas Falls, thunders over a 110-foot lava cliff near the eastern base of Mount Hood. It makes the perfect backdrop for your elopement portrait.

how to plan your elopement in oregon

Anais Possamai Photography

The Oregon coast

04



- ECOLA STATE PARK AND INDIAN BEACH
- HUG POINT
- CANNON BEACH
- CAPE KIWANDA
- GOD'S THUMB
- CAPE PERPETUA
- SAMUEL H BOARDMAN STATE PARK



1. Ecola State Park & Indian Beach

Ecola State Park is located north of Cannon Beach and is the perfect location for a beach elopement with a mixture of an overgrown rainforest. The park's trails will give you the best cliff viewpoints over the ocean. On the other side of Ecola State Park, you can also access the beach called Indian Beach which is very famous for surfers. It makes the perfect cozy beach elopement location.

NOTE: When eloping on the Oregon Coast, you need to take into consideration the tides to make sure you can access the location you had in mind for your celebration



2. Cannon Beach

Cannon Beach is one of the most famous beaches in Oregon and a must-see. The wide-open sand beach with view over the rocks in the water will make the perfect backdrop for your elopement ceremony.

3. Hug Point



South of Cannon Beach is another amazing beach called the Hug Point. While at the beach, you'll be surrounded by high cliffs topped with pine trees and a few small caves which make it very unique.

Anais Possamai Photography

4. Cape Kiwanda

One of the most epic locations on the Oregon Coast. The cliff formation at the cape will take your breath away. You'll be greeted by amazing sand dunes and then the dramatic cliffs. The erosion formed by the ocean waves gives it a special shape that makes it very unique.

5. God's Thumb

Let's keep going south on the Oregon Coast. Along the Oregon South Coast, there is a beautiful cliff formation that stretches with an ocean view. If you've been to Ireland or Scotland, this location boasts similar scenic attributes that make it a must-see in Oregon.

6. Cape Perpetua

Cape Perpetua is a large forest projecting into the ocean. The dark cliffs, rugged edges of the lava headland and the greenery of the trees are the stark contrast in comparison to the other locations mentioned above.

7. Samuel H Boardman State Park

This most southern location I highly recommend is the most epic, in my opinion. It features giant rock formations to the left in the ocean and arching shapes by the breaking waves. The scenic corridor stretches over 12 miles and is filled with beautiful wonders. A few places to keep in mind within the state park are Cape Forrelo Loop, natural Brides to North Island Viewpoint Trail, and Secret Beach.



How to plan your day

How many hours does an elopement last?

The beauty about eloping is that you can plan your day the way you want. There are no rules to follow.

An elopement can last anywhere between 3-8 hours.

Capturing the full day of your fun adventure is the way to go:

- Getting ready together in the morning or early afternoon before heading to your ceremony location.
- Exchange your vows in a different location than where you could have your ceremony with your officiant
- Plan somewhere to go explore that you really want to see
- Bring some food, drinks and just enjoy being somewhere you love or new just the two of you.
- If you have friends and family by your side, make sure to plan a small celebration with them after your ceremony.
- Have your first dance somewhere unique.

The options are endless...



Anais Possamai Photography



vendor recommendation

florist

- [Brier + Ivy](#)
- [For the Love of Floral](#)
- [Good Seed Floral CO](#)
- [Freckled Fleurs](#)
- [Twin Vines Floral](#)

planning

- [Mae and Co](#)
- [Jaime Ta Creative](#)

videographer

- [Good Co Studios](#)
- [Indie Glow Films](#)

make up artist & hair stylist

- [Styled by Mal](#)
- [Whitney from Northwest
hair+Makeup](#)
- [Brittany Blanchard
Beauty](#)
- [Cassidy Elise](#)
- [Shelby Renee](#)
- [Beauty by Briana](#)

officiant

- [Officiant Jimmie](#)

Anais Possamai Photography

let's work together

Hey, I'm Anais

I'm so excited you put your hands on my elopement guide. I won't be just your photographer, I'll be here to help you celebrate your elopement the way you always wanted.

I'm a wedding and elopement photographer based in the PNW and New York. I've myself eloped twice and I'm beyond excited to help every couple ready to take the big step of eloping. Let's capture you and your love in the most unique way.

Email

anaispossamaiphotography@gmail.com

Website

www.anaispossamai.com

Instagram

[@anaispossamai](https://www.instagram.com/anaispossamai)



how to plan your elopement in oregon

Anais Possamai Photography